



# AFFILIATE USER MANUAL

PREPARED BY :  
**FATBIT TECHNOLOGIES**

**We Serve**  
with a smile

Quality Solutions at  
affordable Prices with assured **1 YEAR FREE**  
TECHNICAL SUPPORT

**Contents**

1.0 Affiliate Module..... 2

    1.1 Registration ..... 3

2.0 Sharing ..... 5

3.0 Profile ..... 5

    3.1 My Account ..... 6

        3.1.1 My Account..... 6

        3.1.2 Payment Information ..... 8

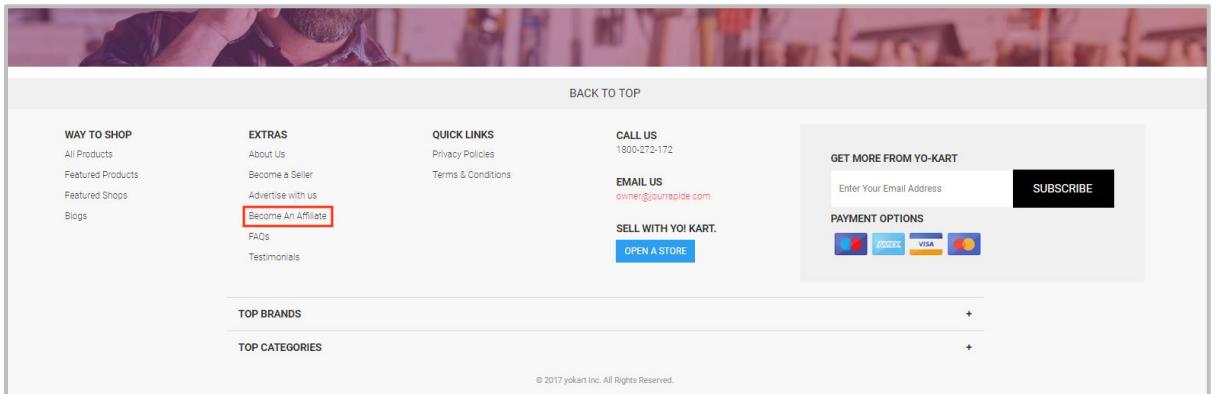
    3.2 My Credits ..... 9

    3.3 Change Password ..... 9

    3.4 Change Email..... 10

# 1.0 Affiliate Module

User can register on the website as an Affiliate to earn money on the website. Affiliate user will be sharing the URL by which buyers can register themselves. Further if buyer is registered on the website and making purchases then Affiliate will be getting Money into their wallet as per the settings done by the admin from the backend. Users can register as Affiliate Users by clicking on the link provided in the footer “Become An Affiliate”. Please see the screenshot for your reference below.



## 1.1 Registration

After clicking on the above link, user will be redirected to the Affiliate Registration page. Please find the screenshot for your reference below.

**yo!kart**

login@dummyid.com [password] LOGIN

Forget Password?

### Make Money by becoming a Yo!kart Affiliate!

Our affiliate program is easy & free to join! It enables you to earn revenue by referring potential customers to our website. Whether you're a large content website, social media blogger or a seasoned blogger, you can earn our standard 5-20% commission on referred purchases. For more information, please visit our FAQ page and don't forget to read our Terms & Conditions.

#### Affiliate Registration

Personal Details | Company Details | Payment Information | Confirmation

Username\*

Email\*

Name\*

Password\*

Confirm Password\*

Phone

I Agree To The Terms & Conditions

REGISTER

For registration, users need to submit the following details.

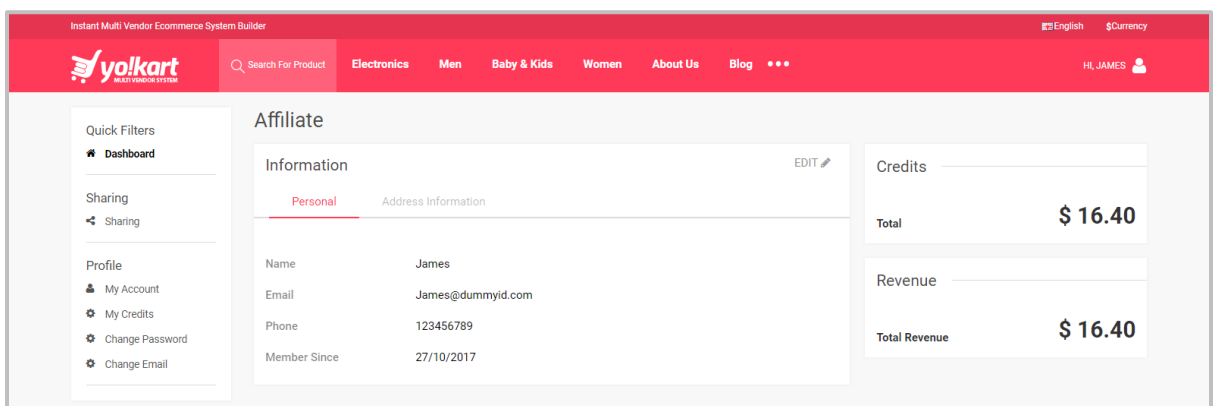
1. Personal Details
  - Username
  - Email
  - Name
  - Password
  - Confirm Password
  - Phone Number
2. Company Details
  - Company
  - Website
  - Address Line 1
  - Address Line 2

- Country
  - State
  - City
  - Postal Code
3. Payment Information
- Tax ID
  - Payment Method
    - If Cheque
      - Cheque Payee Name
    - If Bank
      - Account Holder Name
      - Bank Account Number
      - Swift Code
      - Bank Address
    - If PayPal
      - PayPal Email Account

After successful registration, Affiliate will be redirected to his/her Dashboard area where he/she can check/manage the following parameters:

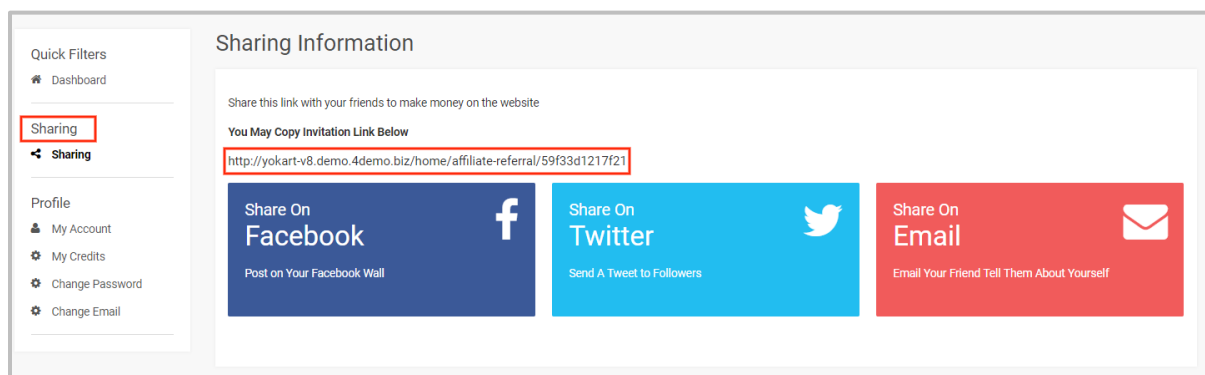
1. Personal Information
2. Address Information
3. Credit/Wallet Balance
4. Sharing
5. Profile Information

Please see the screenshot for your reference below.



## 2.0 Sharing

Affiliate users will be able to view the Sharing parameter in their left navigation. After clicking on Sharing, they will be redirected to Sharing link page. Please see the screenshot for your reference below.



Affiliate user can share the link by following methods.

- Copy the invitation link and share anywhere.
- Share the invitation link on Facebook/Twitter/Email.

The visitors who will be registered using the link shared by Affiliate will be assigned as users of Affiliates and Affiliate will be getting the money for the registration & purchases made by those users on the website (Commission and Registration amount will be received as per the settings done by Admin)

## 3.0 Profile

Affiliate can manage following sections under “Profile” tab of the side menu:

1. My Account
2. My Credits
3. Change Password
4. Change Email

Below you can get brief idea of each section:

## 3.1 My Account

Affiliates can manage account information such as profile details, payment information and under this section.

### 3.1.1 My Account

Affiliate can edit profile details such as:

1. Customer name
2. Date Of Birth
3. Phone no.
4. Company
5. Website
6. Address
7. Country
8. State
9. City
10. Postal Code
11. Payment Info

Affiliates cannot edit Username as it is a unique name that is used in database records and Email Address cannot be edited from this page but if they want to edit email address or password then user can do the same from “Change Password” and “Change Email” section mentioned further in this document.

Affiliates can also upload or remove the profile image from this section and also have the feature to select default dashboard which can be displayed after login.


Please see the screenshot for your reference below

## Profile

### Account Information

**My Account**

Payment Info



CHANGE

REMOVE

Username

James

Email

James@dummyid.com

Customer Name\*

James

Date Of Birth\*

Phone

123456789

Company

James

Website

http://James.com

Address Line1\*

141 High Streets

Address Line2

Country\*

United Kingdom

State\*

Aberdeen City

City

South Hall

Postalcode\*

142145

SAVE CHANGES



### 3.1.2 Payment Information

Affiliates can manage their payment information from the profile settings. Following below details can be managed under the payment information tab.

1. Tax ID
2. Payment Method
  - If Cheque
    - Cheque Payee Name
  - If Bank
    - Account Holder Name
    - Bank Account Number
    - Swift Code
    - Bank Address
  - If PayPal
    - PayPal Email Account

Please see the screenshot for your reference below.

## Profile

### Account Information

[My Account](#) [Payment Info](#)

---

Tax ID

Payment Method

Cheque  Bank  Paypal

Paypal Email Account

**REGISTER**

## 3.2 My Credits

Affiliates can view the credits information or the transactions completed as per the registrations done or purchases made on the website through affiliate. Please see the screenshot for your reference below.

**Quick Filters**

- 🏠 Dashboard

---

- 🔗 Sharing
- ↔️ Sharing

---

- 👤 Profile
- 👤 My Account
- ⚙️ **My Credits**
- ⚙️ Change Password
- ⚙️ Change Email

### My Account

Search Transactions

Current Balance:

**\$ 16.40**

REQUEST WITHDRAWAL

SEARCH

CLEAR

Txn Id	Date	Credit	Debit	Balance	Comments	Status
TN-0000064	27/10/2017	\$ 6.40	\$ 0.00	\$ 16.40	Commission Received Order(#01509115609-S0001) Placed By Referral User	Transaction Completed
TN-0000056	27/10/2017	\$ 10.00	\$ 0.00	\$ 10.00	Signup Commission Received. John Smith Registered.	Transaction Completed

## 3.3 Change Password

Affiliates can update his/her password from this section.

Please see the screenshot for your reference below:

### Change Password

Current Password\*

New Password\*

e.g. User@123

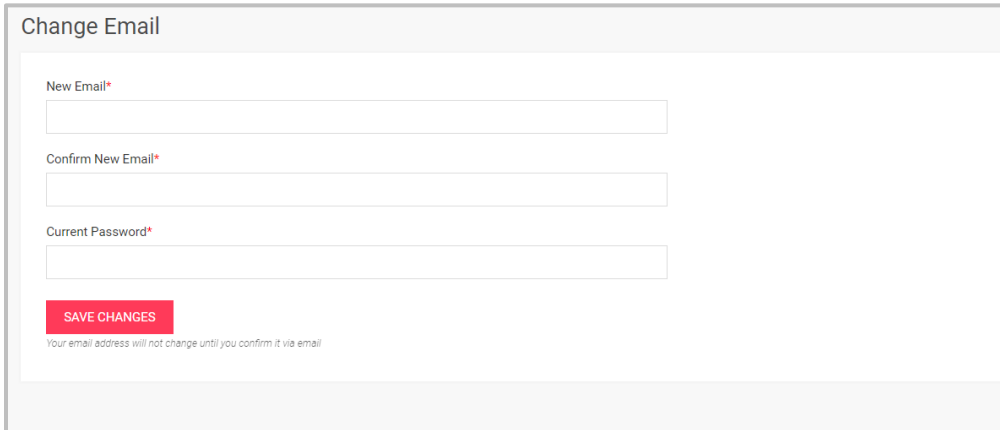
Confirm New Password\*

SAVE CHANGES

## 3.4 Change Email

Affiliates can change his/her email address from this section. NOTE: Affiliates will need to verify his/her new email address otherwise email will not get changed.

Please see the screenshot for your reference below:



Change Email

New Email\*

Confirm New Email\*

Current Password\*

**SAVE CHANGES**

Your email address will not change until you confirm it via email