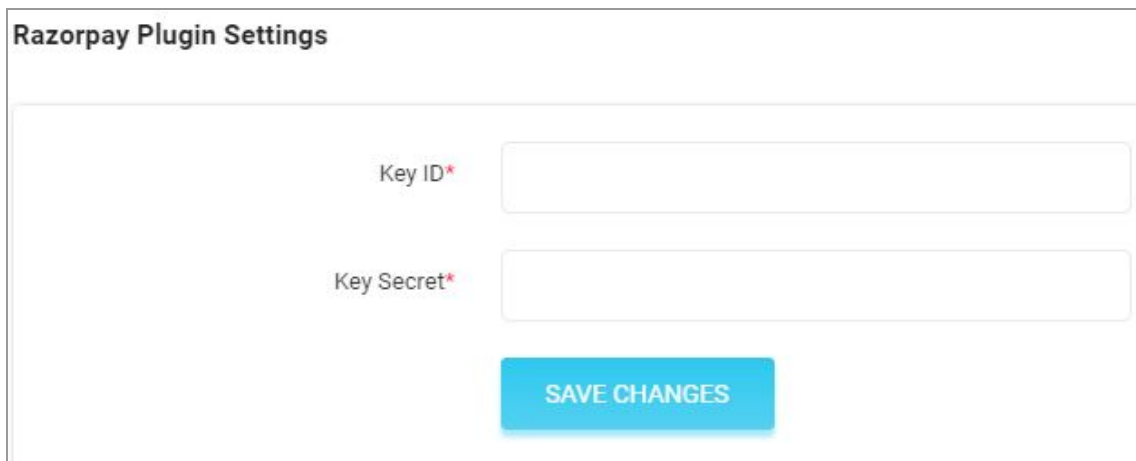


Razorpay Plugin API Keys Setup Guide

To configure Razorpay Plugin, the admin needs to enter the necessary keys provided in **System Settings > Plugins > Regular Payment Methods > Razorpay > Settings Icon**.



The screenshot shows a form titled "Razorpay Plugin Settings". It contains two input fields: "Key ID*" and "Key Secret*", both with asterisks indicating they are required. Below the input fields is a blue button labeled "SAVE CHANGES".

Fig. 1: Razorpay Plugin API Keys Settings

To configure Razorpay plugin, please follow the below steps -

1. Visit <https://razorpay.com/> and **login** with valid credentials. If **not** a registered user, please complete the **Signup** process as per the provided instructions.

NB: Nota Bene [Note Well] (N.B., N.b., n.b or NB, Nb, nb) is a Latin phrase, meaning 'note well' or 'take notice' or 'please note'. Asterisk (*) next to a form control's label indicates it as 'required'.

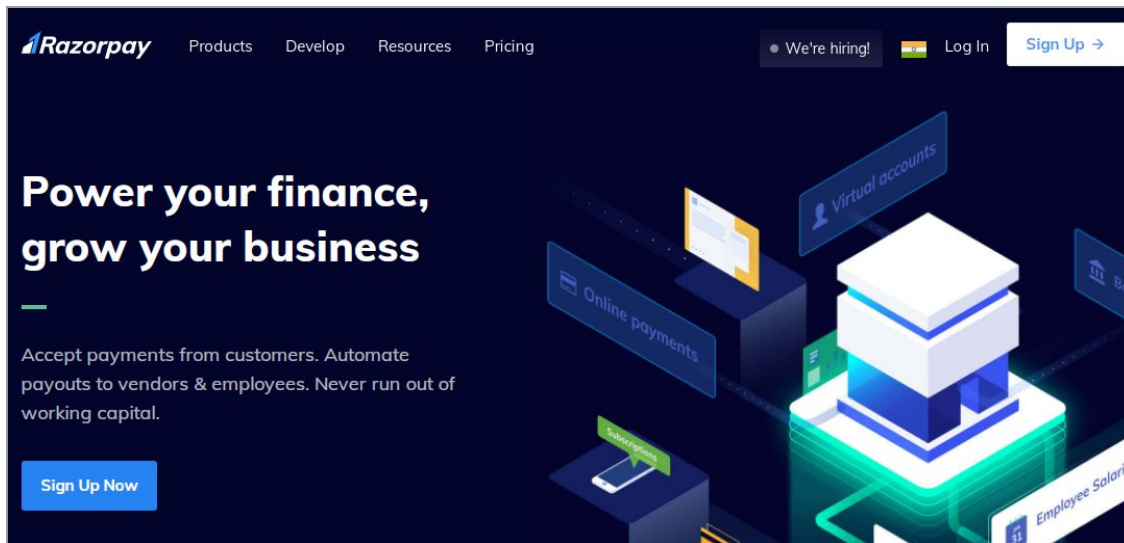


Fig. 2: Razorpay Homepage

- Once logged in, the admin will be redirected to the **Dashboard** page.

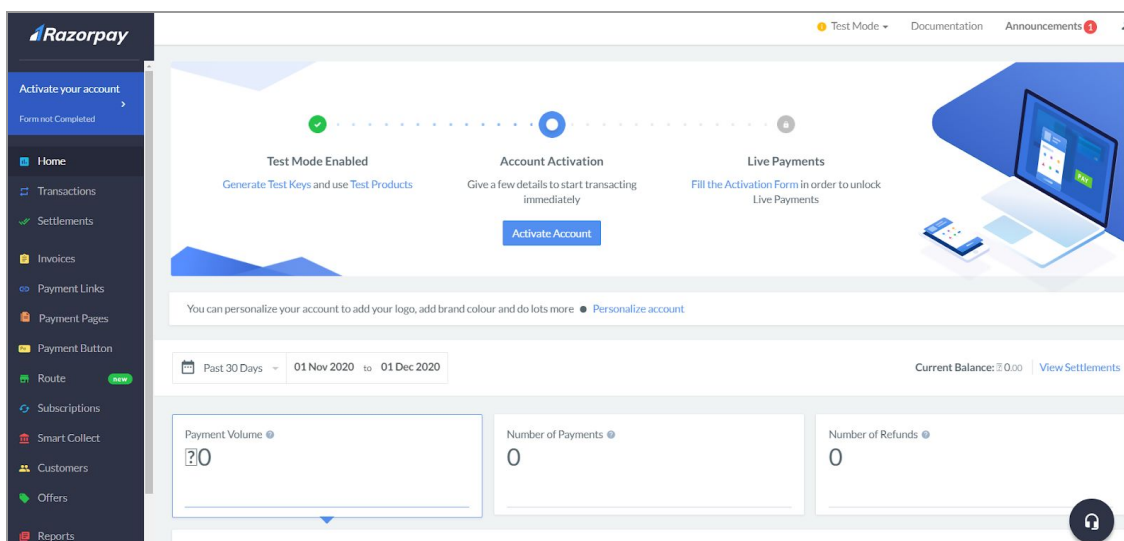


Fig. 3: Razorpay Dashboard

- Please note that the account will continue in **Test Mode**. To make **live** payments, please click on '**Account Activation**' and complete the process.
- Click on the '**Settings**' button provided at the bottom of the side-navigation menu as shown in figure 4 below.

NB: Nota Bene [Note Well] (N.B., N.b., n.b or NB, Nb, nb) is a Latin phrase, meaning 'note well' or 'take notice' or 'please note'. Asterisk (*) next to a form control's label indicates it as 'required'.

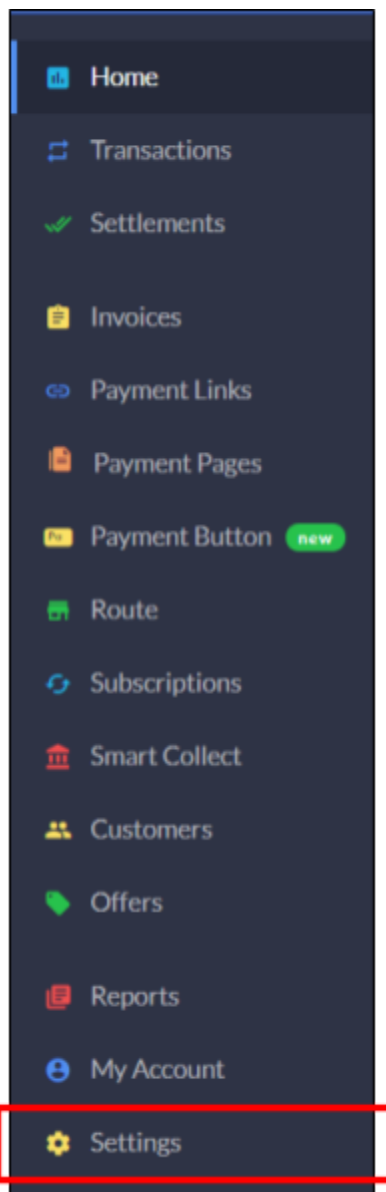


Fig. 4: Razorpay Side-Menu bar

5. The admin will be redirected to the settings page which includes four tabs as shown in the figure 5 below.

NB: Nota Bene [Note Well] (N.B., N.b., n.b or NB, Nb, nb) is a Latin phrase, meaning 'note well' or 'take notice' or 'please note'. Asterisk (*) next to a form control's label indicates it as 'required'.

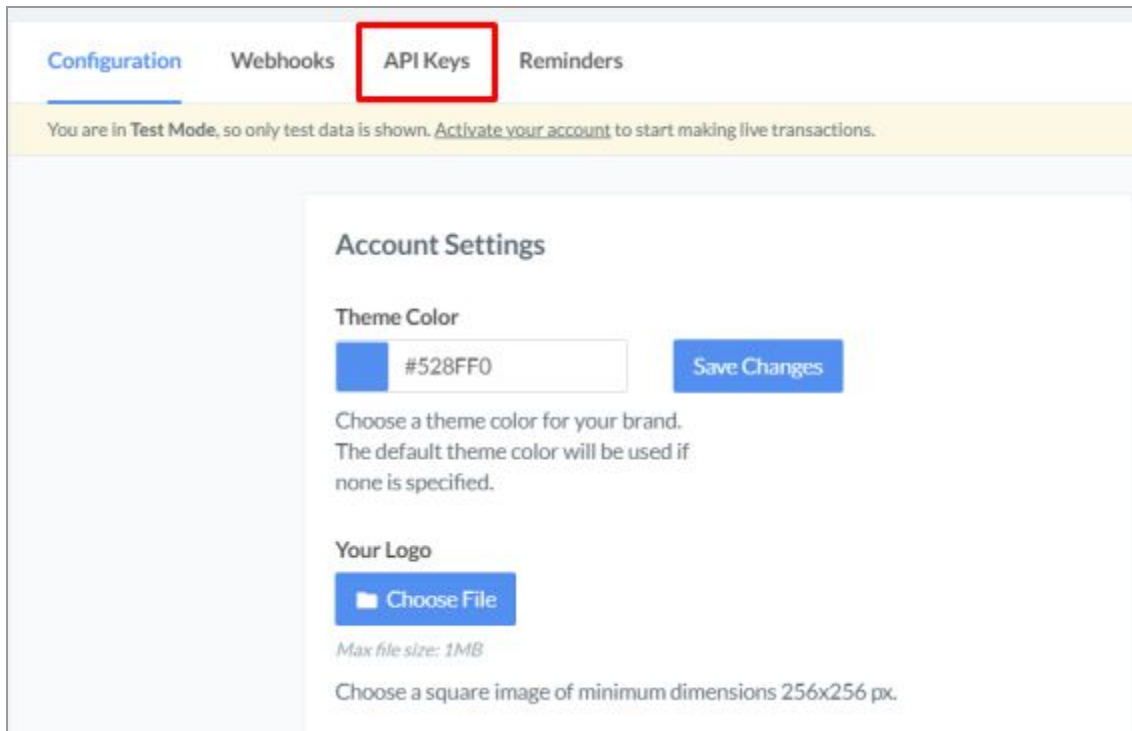


Fig. 5: Razorpay Configuration

- The admin must click on the 'API Keys' tab which will open the page as shown in figure 6 below.

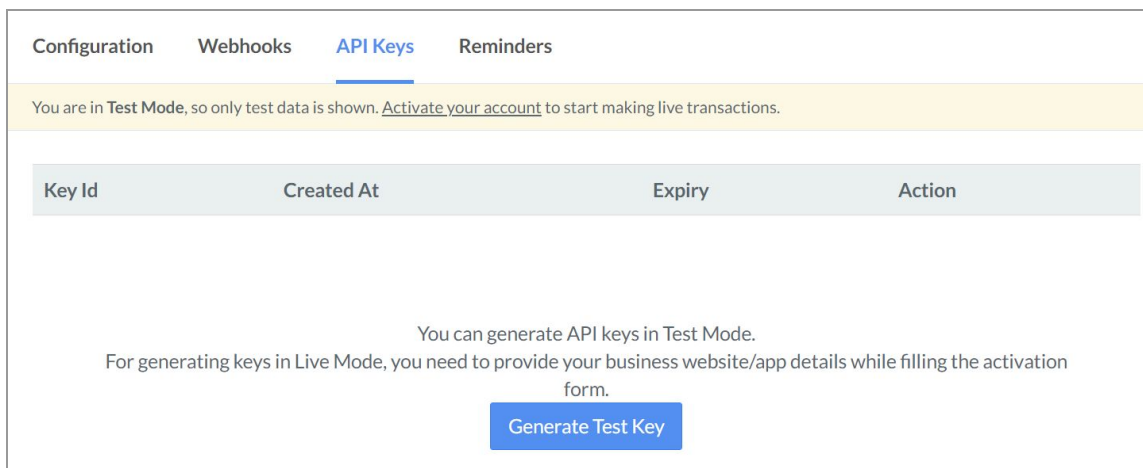


Fig. 6: Razorpay API Keys tab

NB: Nota Bene [Note Well] (N.B., N.b., n.b or NB, Nb, nb) is a Latin phrase, meaning 'note well' or 'take notice' or 'please note'. Asterisk (*) next to a form control's label indicates it as 'required'.

Click on the 'Generate Test Key' button. A pop-up will appear which will display the 'Key Id' and 'Key Secret' keys.

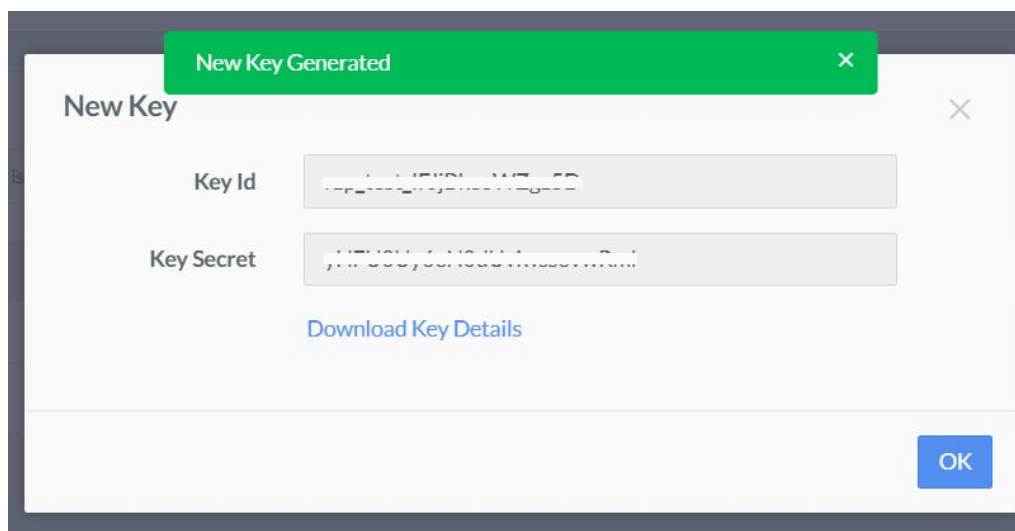


Fig. 7: API Keys

The admin must **download the key details** and save them in case they want to use them ahead since the keys will only be displayed once. Copy these keys and paste them in the settings of the admin panel ([Figure 1](#)) and then click on 'OK'.

--XX--

NB: Nota Bene [Note Well] (N.B., N.b., n.b or NB, Nb, nb) is a Latin phrase, meaning 'note well' or 'take notice' or 'please note'. Asterisk (*) next to a form control's label indicates it as 'required'.