

M-Pesa Plugin API Keys Setup Guide

To configure M-Pesa Plugin, the admin needs to enter the necessary keys provided in **System Settings > Plugins > Regular Payment Methods > M-Pesa > Settings Icon**.

Mpesa Plugin Settings

Environment*

Consumer Key*

Consumer Secret*

Account Reference*

This is an Alpha-Numeric parameter that is defined by your system as an Identifier of the transaction for CustomerPayBillOnline transaction type. Along with the business name, this value is also displayed to the customer in the STK Pin Prompt message. Maximum of 12 characters.

Lipa Na Mpesa Online Shortcode

Lipa Na Mpesa Online Passkey

SAVE CHANGES

Fig. 1: M-Pesa Plugin Settings

To configure M-Pesa plugin, please follow the below steps -

1. Visit <https://developer.safaricom.co.ke/> and click on the **Sign Up** button to register or **Login** button if you are an already registered user. Follow the steps accordingly to login.

NB: Nota Bene [Note Well] (N.B., N.b., n.b or NB, Nb, nb) is a Latin phrase, meaning 'note well' or 'take notice' or 'please note'. Asterisk (*) next to a form control's label indicates it as 'required'.

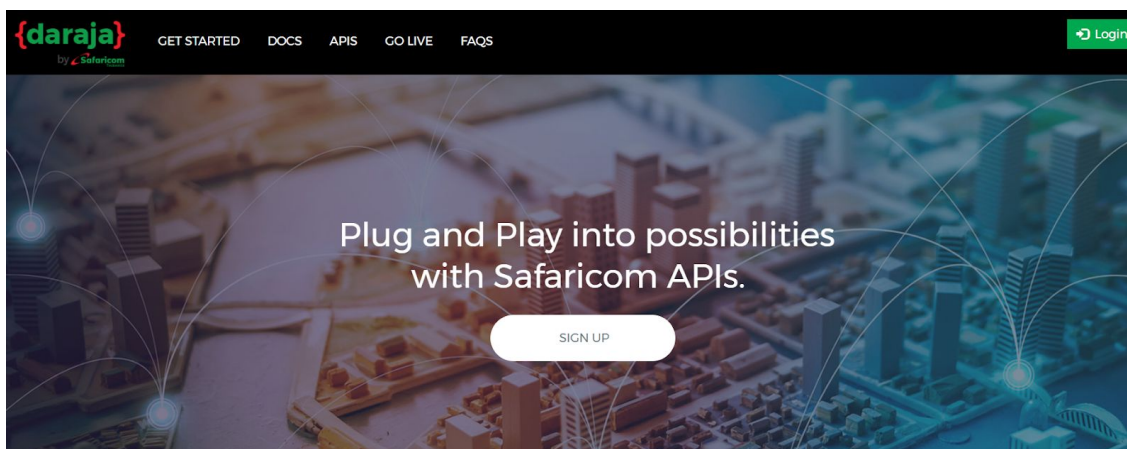


Fig 2: M-Pesa Login/Sign Up Homepage

2. Once logged in, create an app by clicking on the 'Add a New App' button provided on the **My Apps** page as shown in the figure 3 below.

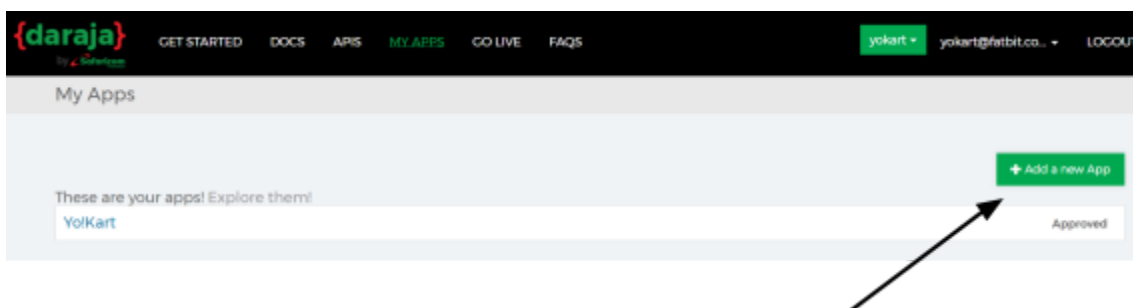


Fig. 3: M-Pesa Dashboard

The admin can also proceed further with an already created app.

3. Fill in the required details and click on the **Create App** button.

NB: Nota Bene [Note Well] (N.B., N.b., n.b or NB, Nb, nb) is a Latin phrase, meaning 'note well' or 'take notice' or 'please note'. Asterisk (*) next to a form control's label indicates it as 'required'.

Add App

App Name *

Product *

Lipa Na Mpesa Sandbox
Under Testing And Will Have Limited Access

MPesa Sandbox
For MPesa Sanbox B2B, B2C And C2B APIs

PreTUPSPProduct-Sandbox
Pinless Top Up API Sandbox

CREATE APP

Fig. 4: Add App

- The newly created app will be displayed on the **My Apps** page. Click on the **App name** which will display the key credentials as shown in the figure 5 below.

NB: Nota Bene [Note Well] (N.B., N.b., n.b or NB, Nb, nb) is a Latin phrase, meaning 'note well' or 'take notice' or 'please note'. Asterisk (*) next to a form control's label indicates it as 'required'.

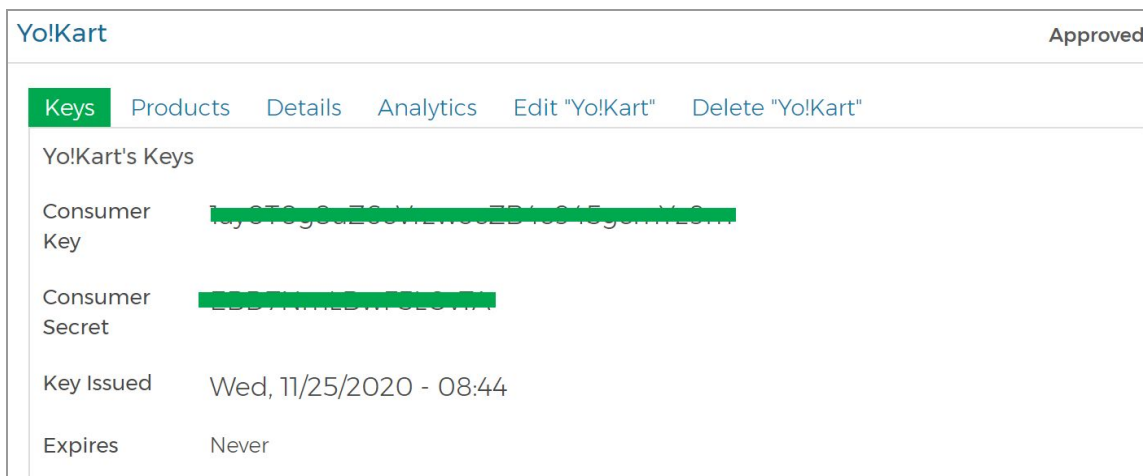


Fig. 5: M-Pesa Credentials

5. The **Consumer Key** and **Consumer Secret** displayed here must be entered in the admin settings as shown in [figure 1](#).
6. **Account Reference:** The admin needs to enter an account reference number in this input field. This is an Alpha-Numeric parameter that is defined by the admin as an Identifier of the transaction for CustomerPayBillOnline transaction type. This value will also be displayed along with the business name, to the customer in the STK Pin Prompt message. Maximum of 12 characters can be included here.
7. **Lipa Na Mpesa Online Shortcode:** The admin can get this shortcode from- https://developer.safaricom.co.ke/test_credentials.
8. **Lipa Na Mpesa Online PassKey:** The admin can get this passkey from the same URL- https://developer.safaricom.co.ke/test_credentials.

NB: Nota Bene [Note Well] (N.B., N.b., n.b or NB, Nb, nb) is a Latin phrase, meaning 'note well' or 'take notice' or 'please note'. Asterisk (*) next to a form control's label indicates it as 'required'.