

# Currency Converter Plugin API Keys Setup Guide

## 1. Fixer Currency Converter API

To configure the Fixer Currency Converter API plugin, go to **System Settings > Plugins > Currency Converter > Fixer Currency Converter > Settings**.

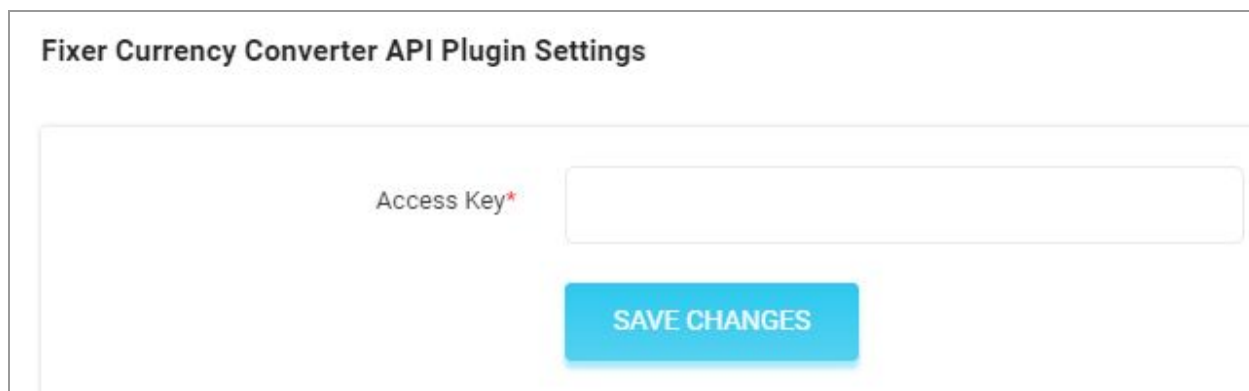


Fig. 1.1: Fixer Currency Converter API Plugin Settings

Follow the steps below to get the Access Key -

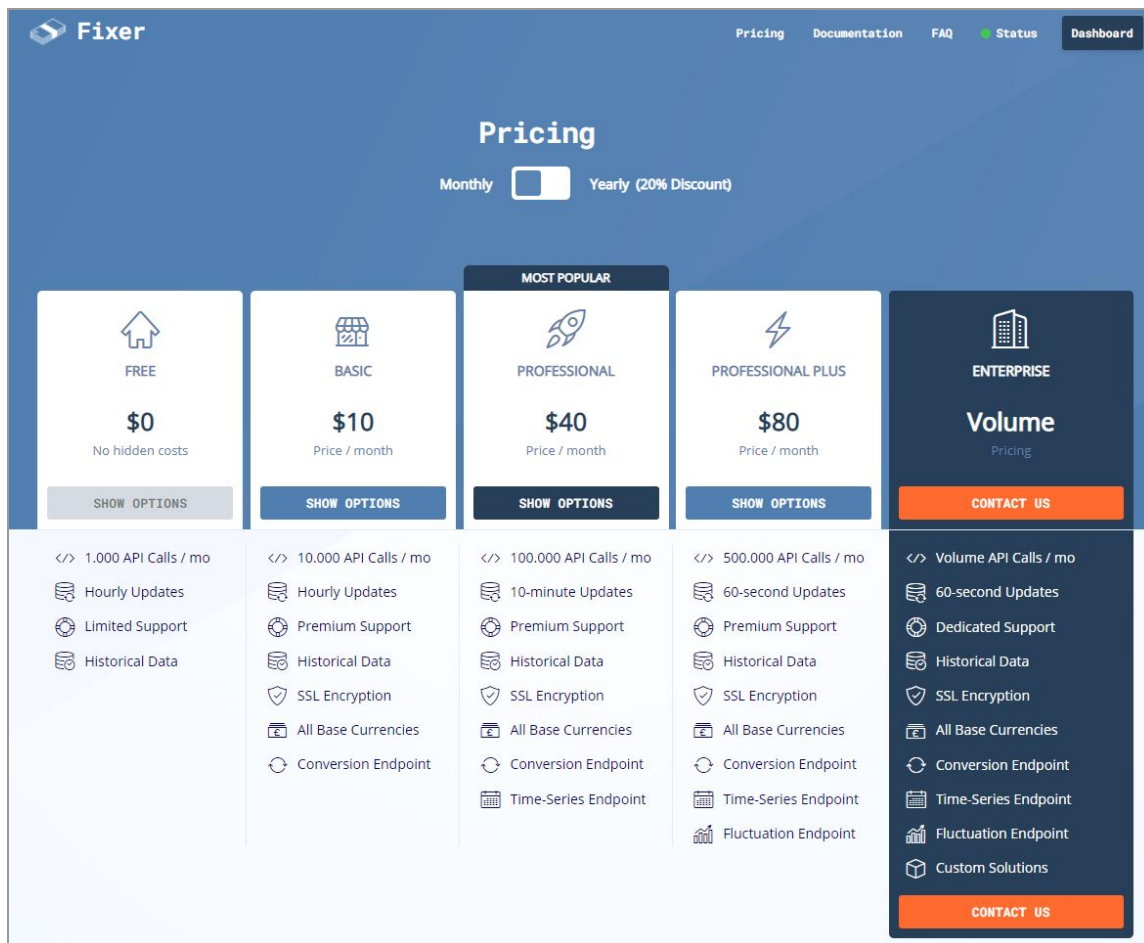
1. Visit <https://fixer.io/> and click on the 'Sign Up Free' button as shown in the figure 1.2 below.



**NB:** Nota Bene [Note Well] (N.B., N.b., n.b or NB, Nb, nb) is a Latin phrase, meaning 'note well' or 'take notice' or 'please note'. Asterisk (\*) next to a form control's label indicates it as 'required'.

**Fig. 1.2: Fixer Homepage**

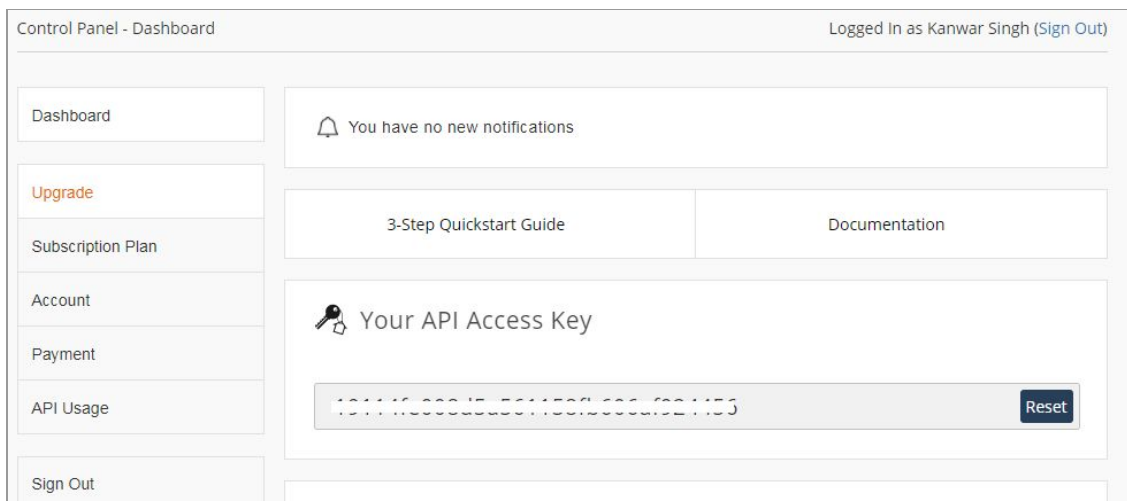
- The admin will be redirected to the **Pricing** page. **Choose a plan** as per your requirement and follow the steps to complete the signup process.



**Fig. 1.3: Fixer Homepage**

- Once the signup process is complete, the admin will be redirected to the **Dashboard** page. The **Access Key** is displayed under the 'Your API Access Key' section.

**NB:** Nota Bene [Note Well] (N.B., N.b., n.b or NB, Nb, nb) is a Latin phrase, meaning 'note well' or 'take notice' or 'please note'. Asterisk (\*) next to a form control's label indicates it as 'required'.



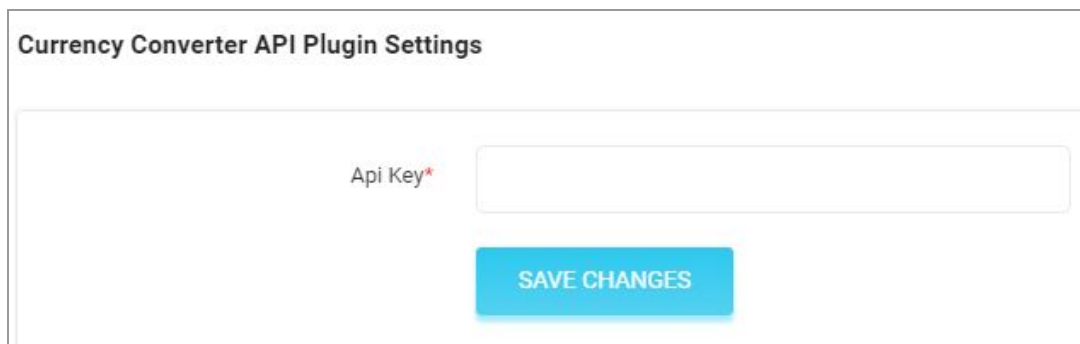
**Fig. 1.4: Fixer Homepage**

- The admin needs to copy this key and paste it in their settings ([Figure 1.1](#)).

Please note that the Exchange rates delivered by the Fixer API are by default relative to EUR (base currency). This can be changed as per your subscription plan. Changing the default currency might not be possible in a free plan.

## 2. Currency Converter API

To configure the Currency Converter API plugin, go to **System Settings > Plugins > Currency Converter > Currency Converter plugin Settings**.

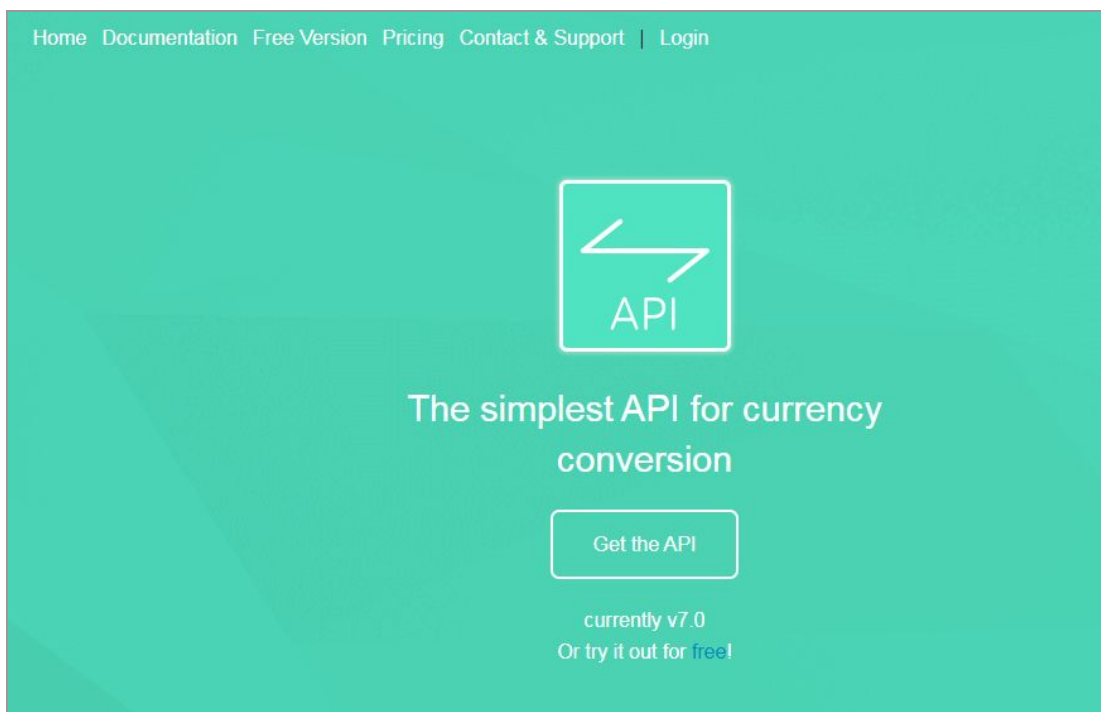


**NB:** Nota Bene [Note Well] (N.B., N.b., n.b or NB, Nb, nb) is a Latin phrase, meaning 'note well' or 'take notice' or 'please note'. Asterisk (\*) next to a form control's label indicates it as 'required'.

**Fig. 2.1: Currency Converter API Plugin Settings**

Follow the steps below to get the Access Key -

1. Visit <https://www.currencyconverterapi.com/> and click on 'Get the API' button.



**Fig. 2.2: Currency Converter Homepage**

2. The admin will be redirected to the **Pricing** page as shown in the figure 2.3.

**NB:** Nota Bene [Note Well] (N.B., N.b., n.b or NB, Nb, nb) is a Latin phrase, meaning 'note well' or 'take notice' or 'please note'. Asterisk (\*) next to a form control's label indicates it as 'required'.

## Pricing

**Starts at \$3**

The prepaid servers are ideal for people who are not consuming a lot of requests. It's pay-as-you-go.

**Starts at \$5 / month**

Premium shared server is ideal for production sites and apps

**Starts at \$60 / month**

If you want your own server with unlimited\* requests, go for dedicated.

PREPAID SERVERS	PREMIUM SERVERS	DEDICATED SERVERS
<ul style="list-style-type: none"> <li>Currency values are refreshed every 60 minutes</li> <li>Pay as you consume</li> <li>Requests purchased never expires until used</li> <li>When you consumed all requests, you have to purchase again by topping up</li> <li>Maximum of 4 currency pairs per request</li> <li>Minimal downtime</li> </ul>	<ul style="list-style-type: none"> <li>Best value</li> <li>Default refresh rate of 15 minutes</li> <li>Certain level of premium support</li> <li>Customize number of requests per hour and number of currency pairs per request</li> <li>High performance server for production use</li> <li>Performance is monitored and server is upgraded and scaled up accordingly</li> <li>Minimal downtime</li> </ul>	<ul style="list-style-type: none"> <li>You have your own server</li> <li>Not shared with anyone. Only you have the access</li> <li>Zero downtime unless server restart is needed</li> <li>Option to have almost realtime values**</li> <li>Default refresh rate of 15 minutes</li> <li>Maximum allowed query conversion per request</li> <li>Custom domain / subdomain</li> <li>Custom region / zone for blazing fast / low latency requests</li> <li>*Unlimited requests until your server can handle it</li> </ul>
<a href="#" style="background-color: #0070c0; color: white; padding: 5px 10px; text-decoration: none;">Sign Up</a>	<a href="#" style="background-color: #00c080; color: white; padding: 5px 10px; text-decoration: none;">Sign Up</a>	<a href="#" style="background-color: #0070c0; color: white; padding: 5px 10px; text-decoration: none;">Sign Up</a>

\*\*Each request for realtime currency value will be slower

[Click here](#) for more details on pricing on each plan.

Looking for the free version? You may visit the [Free Currency Converter API website](#).

Please note that the services here are provided as is and without warranty (See [Terms of Service](#)). You only pay for the cost of the server. But I will try to help to the best of my ability if you need any support.

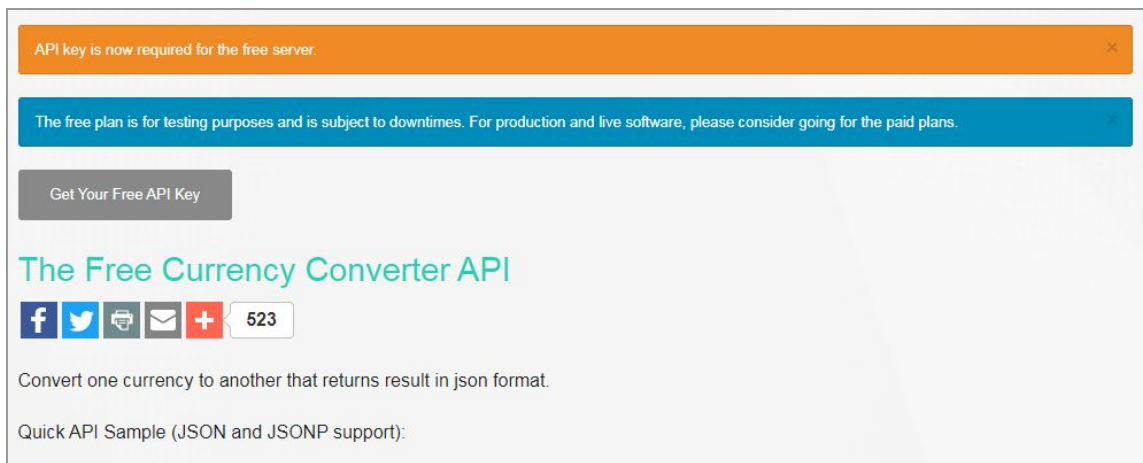
For further inquiries, you can [contact me](#)

Fig. 2.3: Currency Converter Pricing

3. Select any of the **premium plans** and complete the registration process. The API key will be mentioned in the registered account. The admin must configure this key in their settings ([Figure 2.1](#)).

**NB:** Nota Bene [Note Well] (N.B., N.b., n.b or NB, Nb, nb) is a Latin phrase, meaning 'note well' or 'take notice' or 'please note'. Asterisk (\*) next to a form control's label indicates it as 'required'.

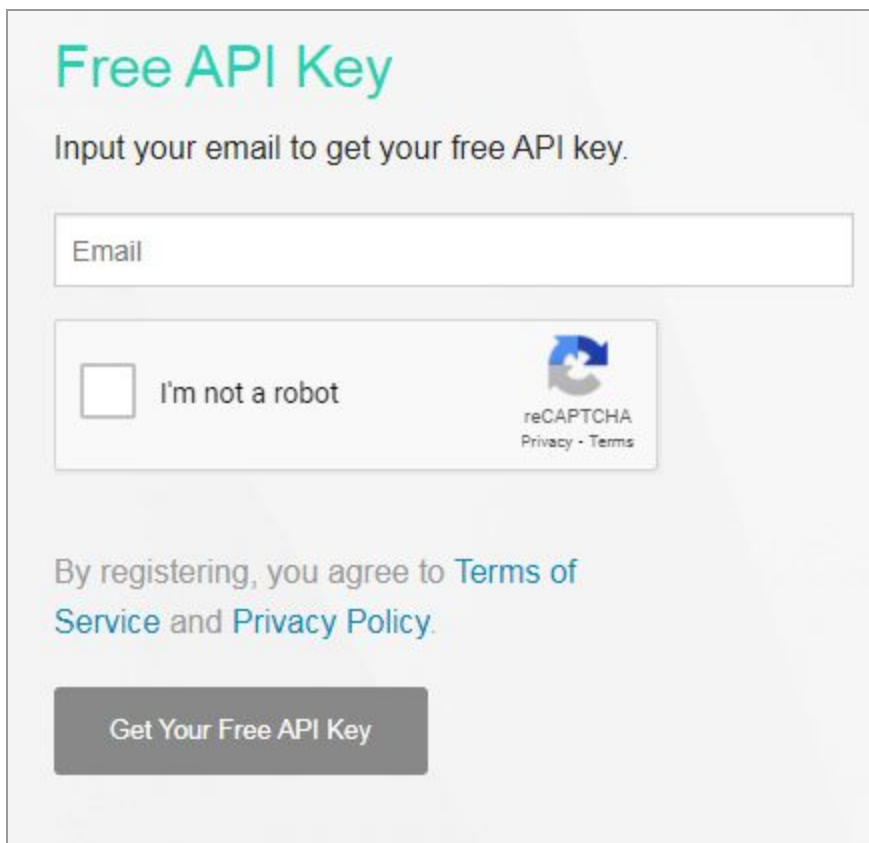
- The admin can also get a **free API key** for **testing** purposes. To get the free API key please click on the '**Free Currency Converter API website**' link provided below the subscription packages (please refer to figure 2.3). Click on the '**Get Your Free API key**' button provided on the next page as shown in the figure 2.4 below. It is suggested to also read the instructions provided on this page describing which features **can** be accessed with a free API key.



**Fig. 2.4: The Free Currency Converter API**

- The admin will be redirected to the **Free API key** form as shown in the figure 2.5 below. Enter your valid email address, the reCaptcha and then click on the '**Get Your Free API Key**' button provided below.

**NB:** Nota Bene [Note Well] (N.B., N.b., n.b or NB, Nb, nb) is a Latin phrase, meaning 'note well' or 'take notice' or 'please note'. Asterisk (\*) next to a form control's label indicates it as 'required'.



The image shows a registration form titled "Free API Key". It includes an "Email" input field, a reCAPTCHA "I'm not a robot" checkbox, and a "Get Your Free API Key" button. Below the form, there is a link to "Terms of Service and Privacy Policy".

**Fig. 2.5: Free API Key**

The API key will be forwarded to the submitted email address. The admin can configure that API key in their settings ([Figure 2.1](#)).

6. Please note that when using a **free API key**, the admin will be restricted to -
- Currency Pairs per Request: 2
  - Number of Requests per Hour: 100
  - Date Range in History: 8 Days
  - Allowed Back in History: 1 Year(s)

The admin can switch to a paid plan to avail all the features.

**NB:** Nota Bene [Note Well] (N.B., N.b., n.b or NB, Nb, nb) is a Latin phrase, meaning 'note well' or 'take notice' or 'please note'. Asterisk (\*) next to a form control's label indicates it as 'required'.